



Release Date: 2024/06/06

Version: 5.5.0

Downtime Expected: None

Virtual IPM Release Notes

New Features:

1. Adds new training videos
1. Add NPI and BACB to User Profile


Bug Fixes / Updates:

1. UI updates to Graphs
2. Update RCI Date Label

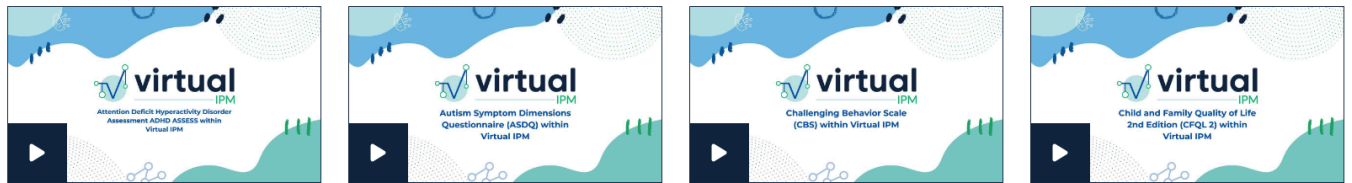
Feature #1 Adds new training videos

Details:

1. Updates the “Training Videos” tab to contain 3 distinct sets of training videos
 - a. Assessment Training Videos (10 videos)
 - b. Clinical Features Training Videos (3 videos)
 - c. Operational Training Videos (4 videos)
2. Users will now have access to all training material directly through the clinician UI, and will not need to access Loom to view the trainings



The videos shown below are training resources which are intended to give users a better understanding of how to use the assessments included in the Virtual IPM platform. Each video is labeled by topic, and a brief description is attached to each. If there are any additional questions on how to administer these assessments clinically, please reach out to support@autismanalytica.com, and our team can assist you further.



Attention Deficit Hyperactivity Disorder Assessment ADHD ASSES within Virtual IPM

Autism Symptom Dimensions Questionnaire (ASDQ) within Virtual IPM

Challenging Behavior Scale (CBS) within Virtual IPM

Child and Family Quality of Life 2nd Edition (CFQL 2) within Virtual IPM

Feature #2 Add NPI and BACB to User Profile

Details:

1. Added two new fields to the user profile:
 - a. NPI
 - b. BACB ID
2. Currently, these are just being collected to create the user profile.



New User

First Name*

Last Name*

Email Address*

Organization*

NPI

BACB ID

Enabled

[Cancel](#)

[Submit](#)

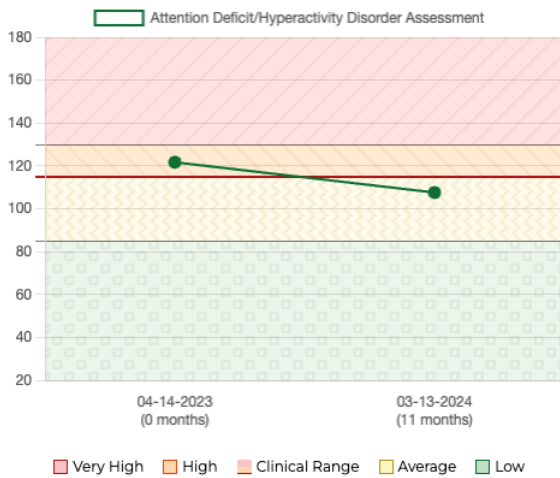
Update #1 UI updates to Graphs

Details:

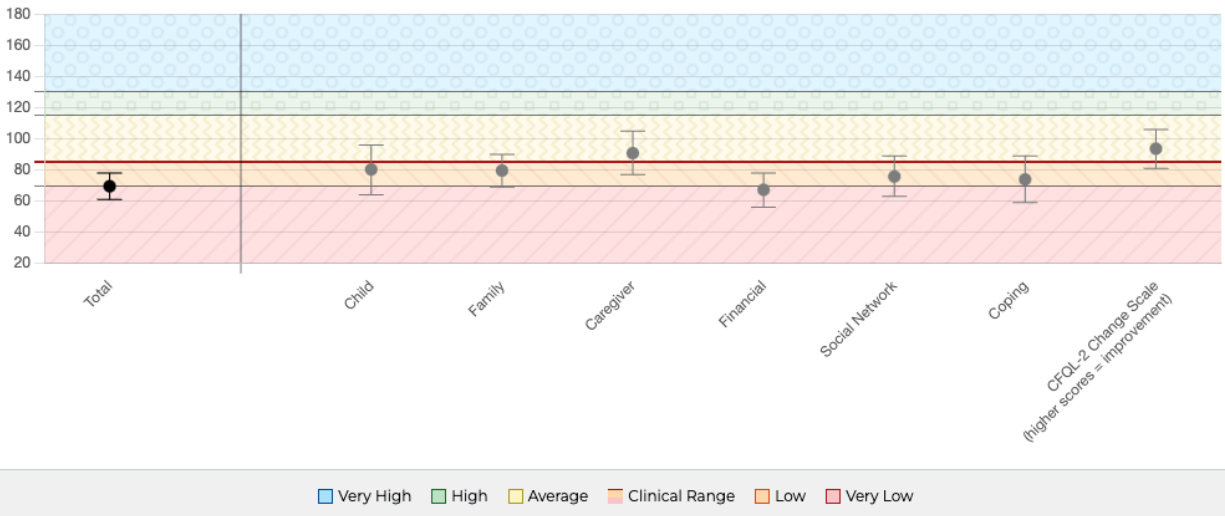
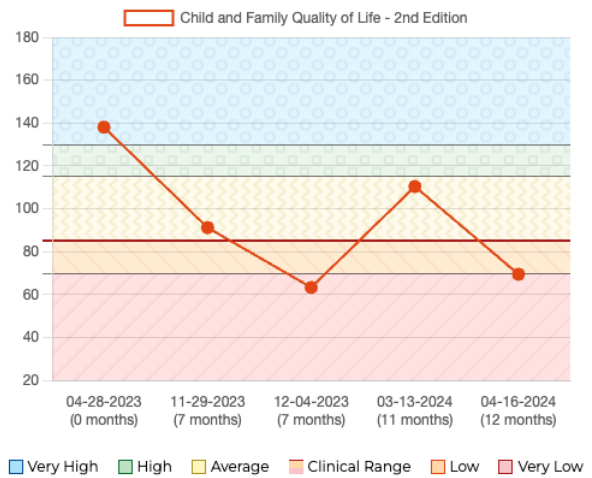
1. Updated the graphs in Virtual IPM in the following way(s):
 - a. Added patterns to each section which will stand out more than the colors used
 - b. Added a dark line to denote the beginning of the “clinically significant” range
2. Below are some examples of the longitudinal Progress Monitoring graphs (both Symptoms and Skills), as well as cross-sectional graphs

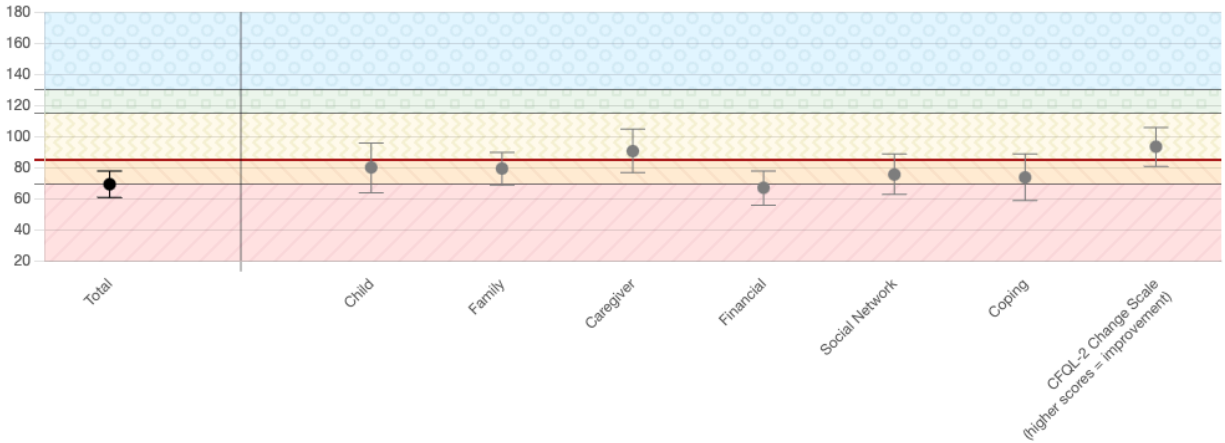
Progress Monitoring

Symptoms Over Time



Skills Over Time





Very High High Average Clinical Range Low Very Low

Update #2 Update RCI Date Label

Details:

- Updated the date labels on the RCI table to reflect either “Baseline” or “Previous Assessment”

Reliable Change from Baseline

The data presented below represent reliable change from the baseline to the most recent administration, including domains that show reliable worsening, no change, or reliable improvement. Please note, the baseline date may vary for each of the domains being presented.

| Normative Progress | | | | | |
|---|------------|----------|-----------|----------|---------------|
| Scale | Raw Change | Improved | No Change | Worsened | Baseline Date |
| Child and Family Quality of Life - 2nd Edition | | | | | |
| Total | -68.58 | | | X | 04/28/2023 |
| Child | -60.96 | | | X | 04/28/2023 |
| Family | -43.25 | | | X | 04/28/2023 |
| Caregiver | -46.31 | | | X | 04/28/2023 |
| Financial | -58.52 | | | X | 04/28/2023 |
| Social Network | -52.71 | | | X | 04/28/2023 |
| Partner Relationship | -- | | | | 04/28/2023 |
| Coping | -53.94 | | | X | 04/28/2023 |
| CFQL-2 Change Scale | -72.50 | | | X | 04/28/2023 |

Reliable Change from Previous Assessment

The data presented below represent reliable change from the last administration to the most recent administration, including domains that show reliable worsening, no change, or reliable improvement. Please note, the last administration date may vary for each of the domains being presented.

| Developmental Skills Progress | | | | | |
|--|------------|----------|-----------|----------|--------------------------|
| Scale | Raw Change | Improved | No Change | Worsened | Previous Assessment Date |
| Autism Symptom Dimensions Questionnaire | | | | | |
| SCI | 0.00 | | X | | 03/13/2024 |
| Basic Social Communication | 0.00 | | X | | 03/13/2024 |
| Social Motivation | 0.00 | | X | | 03/13/2024 |